



Reading Traffic Signs
An English-Zone.Com Worksheet

STUDY THE SIGNS BELOW TO LEARN WHAT EACH SIGN IS USED FOR:



(A)

A. Sign A is a "No Bicycles Allowed" sign.
For example, no bicycles are allowed on the freeway, so you will see this sign there.



(B)

B. Sign B is a "One Way Only" sign.
Drivers may only travel in one direction on a road with this sign.



(C)

C. Sign C is a "Yield" sign.
If you see this sign, you must allow other drivers to go first.
This means that other drivers have the "right of way."



(D)

D. Sign D is a "No Pedestrians" sign.
Nobody may walk in this area. Walking here is forbidden.



(E)

E. Sign E is a "Bicycle Lane" sign.
This sign means that bicycle riders may ride in this area.



(F)

F. Sign F is a "No Parking" sign.
Drivers may not park their cars in the area near a "No Parking" sign.
Parking under this sign is prohibited.



(G)

G. Sign G is a "Left Turn Only" sign.
Drivers in this lane must turn left.











(H)

H. Sign H is a "Bicycle Wrong Way" sign.
Bicycle riders must not travel in this direction.



USE THE TRAFFIC SIGNS TO ANSWER THE QUESTIONS BELOW:

 (A)	 (B)	 (C)	 (D)
 (E)	 (F)	 (G)	 (H)

1. Which sign means no parking?	(A) (B) (C) (D) (E) (F) (G) (H)
2. Which sign means bicycles can ride here?	(A) (B) (C) (D) (E) (F) (G) (H)
3. Which sign means left turn only?	(A) (B) (C) (D) (E) (F) (G) (H)
4. Which sign means no pedestrians?	(A) (B) (C) (D) (E) (F) (G) (H)
5. Which sign means bicycles must not go in this direction?	(A) (B) (C) (D) (E) (F) (G) (H)
6. Which sign means drivers must give the right of way?	(A) (B) (C) (D) (E) (F) (G) (H)
7. Which sign means drivers may drive in one direction only?	(A) (B) (C) (D) (E) (F) (G) (H)
8. Which sign means no bicycles allowed?	(A) (B) (C) (D) (E) (F) (G) (H)
9. Which sign warns people against walking here?	(A) (B) (C) (D) (E) (F) (G) (H)
10. Which sign warns people against parking here?	(A) (B) (C) (D) (E) (F) (G) (H)



USE THE TRAFFIC SIGNS TO ANSWER THE QUESTIONS BELOW:



(A)



(B)



(C)



(D)



(E)



(F)



(G)



(H)

1. Which sign means no parking?	(A) (B) (C) (D) (E) ● (G) (H)
2. Which sign means bicycles can ride here?	(A) (B) (C) (D) ● (F) (G) (H)
3. Which sign means left turn only?	(A) (B) (C) (D) (E) (F) ● (H)
4. Which sign means no pedestrians?	(A) (B) (C) ● (E) (F) (G) (H)
5. Which sign means bicycles must not go in this direction?	(A) (B) (C) (D) (E) (F) (G) ●
6. Which sign means drivers must give the right of way?	(A) (B) ● (D) (E) (F) (G) (H)
7. Which sign means drivers may drive in one direction only?	(A) ● (C) (D) (E) (F) (G) (H)
8. Which sign means no bicycles allowed?	● (B) (C) (D) (E) (F) (G) (H)
9. Which sign warns people against walking here?	(A) (B) (C) ● (E) (F) (G) (H)
10. Which sign warns people against parking here?	(A) (B) (C) (D) (E) ● (G) (H)